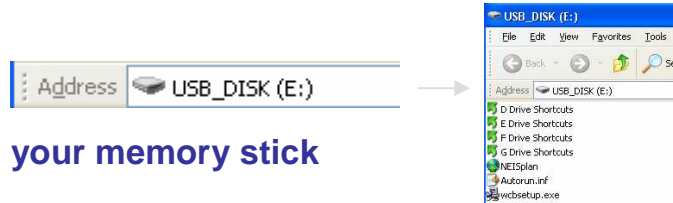


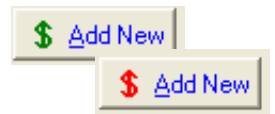
1. Check the "Address Bar" when you use your memory stick



2. Select your business with the the Company dropdown



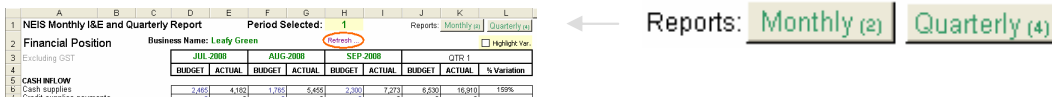
3. Enter records for Money IN or OUT with the "Add New" button



4. Display "Plan Menu": Click "Plan" checkbox then "Plan Link" button



5. Update the plan by clicking "Update" and then the "Start" button



6. Print reports with the "Monthly" and "Quarterly" buttons

7. The Mission Australia "Provider Number" is: **255527**  
 ... use this for Registration etc. [www.wincashbook.com](http://www.wincashbook.com) for downloads

